



SINCE 1948

DUAL GLAZE installation guide

DG6 bay blue blend
DG11 natural manganese blend


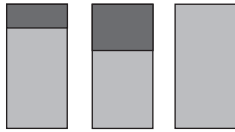
DG12 basalt lava blend
DG14 ochre blend

DG15 zinnia blend
DG16 fog blend


Installation recommendations:

- / running bond or stacked
- / evenly blend all three tiles
- / vertical or horizontal
- / grout spacing: 3/16" for 2x4, 2x6, 3x6
- / grout spacing: 1/4" for 2x12, 3x12

Mix of 3 different tiles in equal amounts:



running bond



stacked