



SPECIFICATIONS AND PRICING 09/18

STAN BITTERS TILE COLLECTION



Stan Bitters Tile

Raw. Earthy. Monumental. Just a few words to describe our most textured tile yet. A collaboration with California-based ceramic artist and longtime friend Stan Bitters, we've designed a new tile collection with a beautifully rugged pattern that shows off a deep love and engagement with ceramics. It's a new way of experiencing Heath Tile, and is sure to make for a bold statement wherever there's a place for wildly creative installations.

STAN BITTERS TILE COLLECTION — Tile Qualities + Glaze Qualities Guide

TILE QUALITIES

The tile we make is perfectly imperfect. We celebrate the variation inherent in our product. Because each piece is unique, it's important that we share a few tips to keep in mind as you develop your project to help ensure your Heath Tile installation is successful and meets expectations.

APPLICATIONS – Stan Bitters Tile is suitable for most interior and covered exterior applications in temperate climates.

GLAZE VARIATION – Variation must be allowed for in all cases due to the nature of Heath's hand-glazing processes, and the unique nature of the texture and clay body of this product.

SIZE AND LENGTH VARIATION – Our tile shrinks about 12% in the production process. The "about" means it's not an exact science and variation in size and length (however slight) can occur. You can expect +/- 1/8" variation, especially on longer tiles. Our Recycled clay body shrinks more than our brown clay.

LENGTHWISE BOWING – If you force an elastic material, like clay, into a mold, it will attempt to regain its original shape as it moves through the production process. For this reason, you can expect your tile to have what we deem to be an acceptable amount of lengthwise bowing, especially in our longer shapes. This can be compensated for with a wider joint spacing and thoughtful placement during installation.

SURFACE UNDULATION – Surface undulation can occur for the same reason that bowing occurs — an elastic material is forced into a flat mold. Undulation can occur anywhere on the surface, and could include a slightly raised corner or edge.

MODULARITY – Not all of our tile sizes are modular with themselves or with other sizes. If your design uses more than one clay body or size be sure they will work together with the recommended spacing.

TILE DIMENSIONS + PERFORMANCE

SIZE/LENGTH – 6x6", 6x12", 12x12", +/- 1/8"

THICKNESS – 0.5", +/- 1/16"

LENGTHWISE BOW – +/- up to 1/8". Tile size: 6", 12"

BREAKING STRENGTH – ASTM C 648; 917 lb average (250 lb or greater required)

WEIGHT – Approximately 5 lb per sq. ft. for Recycled Clay, and 5.5 lb for Brown Clay

GLAZE QUALITIES GUIDE

Use this guide in combination with the Glaze Qualities table on the following page.

VARIATION – Variation in the glaze color/texture of Heath glazes is rated 1–5. Glazes rated 1 exhibit very little variation; higher ratings show very high tonal, textural and hue shifts. Stan Bitters Tile is rated 4+ due to the variation of both glaze appearance and physical texture, so it is recommended to request several samples to accurately depict the effect the variation will have on the installation.

ACID RESISTANCE – Tile glazes with a (+) are acid resistant. Glazes that are not acid resistant may change over time with repeated/prolonged exposure to products with acidic ingredients.

POOLS – Stan Bitters Tile is not recommended for use in pools.

FLOORS – Stan Bitters Tile is not recommended for use on floors due to its pronounced texture.

CRAZING – Crazing is the development, over time, of small surface cracks that do not affect the structural integrity of the tile. No guarantee is made against crazing.

SEALING – Textured matte, crackle glazes, and unglazed tile will benefit from sealing after installation and on an annual basis to protect it from the elements, especially in a wet location. This is particularly important for crackle glazes as the crackle will continue to develop.

INSTALLATION + JOINT SPACING CONSIDERATIONS

Here are our top tips for ensuring a successful installation. Visit heathceramics.com for additional installation advice and ideas.

PLANNING – Meticulously plan your layout. The time you take for prep and placement will greatly impact the finished result. Pre-sort tile by size and color variation. Blend or strategically place. To achieve a leveled surface, use a deeper comb of mortar or thinset to allow for variations in tile thickness and architecture.

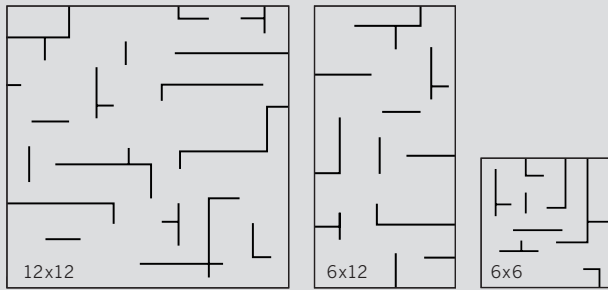
LAYOUT – Stan Bitters Tile should be installed without grout, with 1/8" or larger joint spacing between tiles to ensure that they do not rub together.

MORTAR – Stan Bitters Tile installations require special attention to proper substrate preparation, joint sizing, trowel selection, and mortar coverage. Select a mortar that's suited for your installation environment; it's also critical that Stan Bitters Tile be installed on a level substrate. There must be at least 90% mortar contact and the tile should be installed in accordance per the recommended joint spacing. Refer to the published installation instructions prepared by your preferred manufacturer of setting materials for optimal tools and setting methods to achieve your desired result.

JOINT SPACING – Stan Bitters Tile Collection sizes are nominal dimensions based on our suggested joint spacing. Tighter spacing will require more tiles than the listed square footage. Please refer to the guide below for our minimum recommended gap spacing widths. In some cases, an even wider joint spacing may be necessary to achieve the best overall look depending on specific tile characteristics and installation. Thoughtful joint spacing can compensate for tile variation. Don't rely on one size spacer; shimming will help maintain level lines throughout the installation.

Recommended Joint Spacing Guide	
tile size	minimum joint spacing
6x6	1/8"
6x12, 12x12	3/16"

STAN BITTERS TILE



SLAB TILE



GLAZING QUALITIES CHART

Stan Bitters Tile & Slab Tile		MADE-TO-ORDER					
code	name	finish	clay base	variation	acid resistance	scratch resistant	post-installation seal
M103	pewter	matte	recycled	5		good	
G108	seaglass crackle	glossy crackle	recycled	5		soft	+
M104	wheat	matte	recycled	5		good	
M105	prairie	matte	recycled	5		good	
M106	granite	textured matte	recycled	5		good	+
NX	natural recycled	unglazed	recycled	4		good	+
M60	soapstone	textured matte	brown	5		good	
G22	opal blue	glossy	brown	5	+	good	
M17.2	redwood	matte	brown	5	+	good	
NM3	natural manganese	unglazed	brown	3	+	good	+

MADE-TO-ORDER PRICING

Stan Bitters Tile & Slab Tile

Available in 10 finishes on two clay bodies. Refer to the Glaze Qualities chart for more information on each finish.

style price/sq.ft.

Stan Bitters Tile 122.00

Slab Tile 38.00

MINIMUM ORDER – 16 sq.ft. for Stan Bitters Tile, no minimum for Slab Tile (only available for purchase with Stan Bitters Tile).


JOINT SPACING – Heath tile sizes are nominal dimensions based on our suggested grout spacings. Stan Bitters Tile should be installed without grout, however, a 1/8" or larger joint spacing between tiles is required to ensure that they do not rub together.

GLAZED EDGES – \$15/linear foot, matte glazes only.


SAMPLES – 2x4" samples on brown clay body available upon request for \$1.00 each. 2x4" slab samples on recycled clay body and 4x4" Stan Bitters samples available upon request for \$8.00 each.


Installation Guide

The smooth surface of Slab Tile complements the dynamic texture of Stan Bitters Tile, allowing infinite possibilities to explore contrasting textures and patterns within an installation.




Stan Bitters Tile framed with Slab Tile





Seaglass Crackle




Pewter




Wheat



Prairie



Granite




Natural Recycled



Soapstone



Opal Blue



Redwood



Natural Manganese



VISIT ONE OF OUR THREE HEATH TILE SHOWROOMS WHERE YOU CAN SEE THE PRODUCT FIRSTHAND & LEARN MORE ABOUT WORKING WITH HEATH.

SAN FRANCISCO

tile-sf@heathceramics.com

2900 18TH STREET, SAN FRANCISCO, CA 94110
415 361 5552 x10 or x16

SAUSALITO

tile-sau@heathceramics.com

400 GATE 5 ROAD, SAUSALITO, CA 94965
415 332 3732 x32

LOS ANGELES

tile-la@heathceramics.com

7525 BEVERLY BLVD, LOS ANGELES, CA 90036
323 965 0800

OR, VISIT US ONLINE AT *heathceramics.com*.

TERMS OF SALE

Please review quotes carefully, as they become sales contracts upon signing.

A signed contract and deposit are required for an order to be processed. Orders under \$10,000 require payment in full for the order to be processed; orders over \$10,000 require a 50% deposit. Payment is due in full prior to release of the order, including shipping & handling charges. We take credit card, first party checks, and wire transfer.

Prices are F.O.B. factory, applicable sales taxes extra.

A storage fee of \$.30 per box/day may be applied to orders held longer than 30 days.

Cancellation of a signed quote will incur a 15% cancellation fee. Once in production, orders cannot be cancelled.

GENERAL

Due to the handcrafted nature of our tile, actual size and color variation should be expected.

Price quotes are valid for 30 days. Lead times are re-quoted upon conversion of quote to sales order.

We recommend ordering up to 15% extra material to cover installation requirements.

Job completions have a minimum order of 4 sq. ft. They are priced at full retail price plus a \$100 order completion fee per line item.

Prices are subject to change without notice.

SHIPPING AND HANDLING

Orders will be shipped freight on a pallet via Heath's preferred carrier. There is a \$25.00 convenience fee for using other carriers.

Freight fees are passed on at cost, with a \$10.00 pallet charge per pallet used.